



Bill Schuette  
Attorney General



Stop the Silence. Help End the Violence.

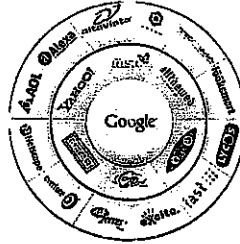
# Online Resources




Parental Controls for Social Networking Sites



Online Gaming Parental Controls



Search Engine Safety Tips




Additional Resources

## Social Networks



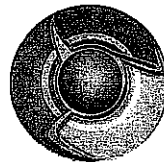
- [Twitter Basics](#)
- [The 10 Facebook Privacy Settings You Need to Know](#)
- [A Parents Guide to Facebook](#)
- [Help Your Teens Play It Safe](#)
- [A Guide to Staying Safe and Secure Online](#)

## Online Gaming




- [Xbox](#)
- [Nintendo Wii](#)
- [PlayStation](#)

## Search Engines



- [Google](#)
- [Yahoo](#)
- [Bing](#)
- [How to Find Browsing History](#)

## Resources




- [Brain Pop - Bullying](#)
- [Common Sense Media](#)
- [Cyberbullying Research Center](#)
- [iKeepSafe](#)
- [NetSmartz](#)
- [OK2SAY](#)
- [OnGuard Online](#)
- [Pacer's National Bullying Prevention Center](#)
- [Stopbullying.gov](#)
- [U.S. Department of Education](#)
- [Web Wise Kids](#)
- [Wired Safety](#)

## Internet Crimes



- [Michigan State Police Internet Crimes Against Children \(ICAC\)](#)
- [Michigan Public Sex Offender Registry](#)
- [Michigan Laws Addressing Internet Crimes](#)
- [National Center for Missing & Exploited Children Cyber Tip Line](#)  
1-800-THE-LOST 1-800-843-5678
- [Cyber Abuse](#)  
[abuse@facebook.com](mailto:abuse@facebook.com)  
[abuse@gmail.com](mailto:abuse@gmail.com)

You can use "abuse" with any service provider.



Bill Schuette  
Attorney General



Stop the Silence. Help End the Violence.

# Online Resources

## Website Reference List

### Social Networks

- **Twitter Basics**  
<https://support.twitter.com/groups/31-twitter-basics/topics/104-welcome-to-twitter-support/articles/13920-get-to-know-twitter-new-user-faq>
- **The 10 Facebook Privacy Settings You Need to Know**  
[http://allfacebook.com/facebook-privacy-settings\\_b31836](http://allfacebook.com/facebook-privacy-settings_b31836)
- **A Parents Guide to Facebook**  
<http://www.connectsafely.org/pdfs/fbparents.pdf>
- **Help Your teens Play It Safe**  
<http://www.facebook.com/safety/groups/parents/>
- **A Guide to Staying Safe and Secure Online**  
<http://www.google.com/goodtoknow/>

### Online Gaming

- **Xbox**  
<http://support.xbox.com/en-us/pages/xbox-live/how-to/parental-control.aspx>
- **Nintendo Wii**  
[http://www.nintendo.com/consumer/systems/wii/en\\_la/settingsParentalControls.jsp](http://www.nintendo.com/consumer/systems/wii/en_la/settingsParentalControls.jsp)
- **PlayStation**  
<http://manuals.playstation.net/document/en/ps3/current/basicoperations/parentallock.html>

### Search Engines

- **Google**  
<http://www.google.com/familysafety/>
- **Yahoo**  
<http://help.yahoo.com/sbc/tutorials/index.html>
- **Bing**  
<http://www.bing.com/>
- **How to Find Browsing History**  
<https://docs.google.com/open?id=0B73kjqLk1Jnd1hCd2VZMEU1M3c>

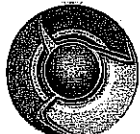
### Resources

- <http://www.brainpop.com/technology/computersandinternet/cyberbullying/>
- <http://www.common sense media.org/educators/parent-media-education>

- <http://www.cyberbullying.us>
- <http://www.cyberbullying.us/videos.php>
- <http://www.cyberbullying.us/publications.php>
- <http://www.cyberbullying.us/resources.php>
- <http://www.ikeepSAFE.org/>
- <http://www.ikeepSAFE.org/digital-citizenship/>
- <http://www.ikeepSAFE.org/videos/>
- [http://www.Netsmartz.org/Parents](http://www.netsmartz.org/Parents)
- <http://www.Netsmartzkids.org>
- <http://www.nsteens.org>
- <http://www.nsteens.org/Videos>
- <http://www.mi.gov/ok2say>
- <http://www.onguardonline.gov>
- <http://www.onguardonline.gov/media>
- <http://www.onguardonline.gov/media>
- <http://www.pacer.org/bullying/>
- <http://www.stopbullying.gov>
- <http://www.ed.gov/parent-and-family-engagement>
- <http://www.webwisekids.org/>
- <https://www.wiredsafety.org/>

### Internet Crimes

- <http://www.michiganicac.com/>
- <http://www.mipsor.state.mi.us/>
- [http://www.legislature.mi.gov/\(S\(4xzf23k3tyt45rwc1dq45\)\)/mileg.aspx?page=getObject&objectName=mcl-750-145c](http://www.legislature.mi.gov/(S(4xzf23k3tyt45rwc1dq45))/mileg.aspx?page=getObject&objectName=mcl-750-145c)
- [http://www.legislature.mi.gov/\(S\(ciumfub1mdyy1245svopwdex\)\)/mileg.aspx?page=getObject&objectName=mcl-750-145d](http://www.legislature.mi.gov/(S(ciumfub1mdyy1245svopwdex))/mileg.aspx?page=getObject&objectName=mcl-750-145d)
- [http://www.legislature.mi.gov/\(S\(fyzfx5552f4uzj45bh34ej45\)\)/mileg.aspx?page=getObject&objectName=mcl-750-411h](http://www.legislature.mi.gov/(S(fyzfx5552f4uzj45bh34ej45))/mileg.aspx?page=getObject&objectName=mcl-750-411h)
- [http://www.legislature.mi.gov/\(S\(r21mti455efdnoudy2ci3fh\)\)/mileg.aspx?page=GetObject&objectname=mcl-752-791](http://www.legislature.mi.gov/(S(r21mti455efdnoudy2ci3fh))/mileg.aspx?page=GetObject&objectname=mcl-752-791)
- [http://www.missingkids.com/missingkids/servlet/PublicHomeServlet?LanguageCountry=en\\_US](http://www.missingkids.com/missingkids/servlet/PublicHomeServlet?LanguageCountry=en_US)



For step by step instructions on how to implement parental controls for Social Networking Sites, online games, or Internet service providers, go to Google and type in the name of the service (i.e. "Facebook" or "Wii") followed by "parental controls."




Stop the Silence. Help End the Violence.




Bill Schuette  
Attorney General



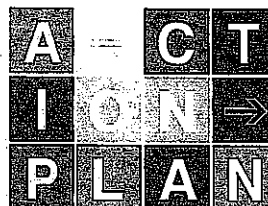
## Social Networking Discussion Questions



Social Networking




Discussion Questions




Action Plan

### Discussion Questions



Talk to your child about information on profiles and together review all of his or her profiles. Encourage your child to share his or her online experiences. Here are some questions to consider:

1. What do you use the Internet for? What devices are you using to access it?
2. Do you have an email address? How many? What are they, and what are the passwords?
3. Who do you communicate with? Do you chat (i.e. Google Chat, Facebook messaging)?
4. Have you been contacted by a stranger on the Internet? How did you respond?
5. Do you think communicating with people you don't know off-line is safe? Why?
6. Do you have a social media profile? How many? What platforms are they through? What are the usernames and passwords?
7. Do you think that people should put photos of their friends on the Internet?
8. How private is information you post on the Internet? Who might see it?
9. Do you think college admissions officers look online for information on prospective students? What about potential employers?
10. Have you seen sexual images or remarks in a text, on homepages, or on profiles? What did you do?
11. What do you do if a friend is looking at online sites at school that are off-limits or inappropriate?
12. Do you think you can be more authentic when you are online - can you be more who you really are - or do you think people like to be someone else and play around with their identity?
13. Teasing, lying, gossiping, threatening, spreading rumors, and harassing are all forms of bullying. If these things occur online, are they perceived as less "harming?" Has anyone done this to you?
14. If you were asked to "disconnect" (no cell phones or Internet) for a period of two weeks, how easy or hard would it be for you and why?
15. What times and areas of the home are designated to be free of high-tech devices?
16. What are our rules for appropriate high-tech usage?




Stop the Silence. Help End the Violence.




Bill Schuette  
Attorney General



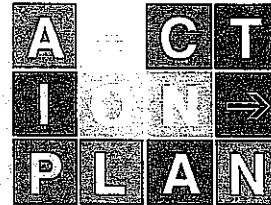
## Social Networking Action Plan



Social Networking




Discussion Questions



Action Plan

### Action Plan



If you determine that your child has a profile on a social networking site, consider the following plan:

1. Establish ground rules with your child regarding internet access and usage.
2. Keep reinforcing long-term effects. Most children do not initially understand the long-term consequences.
3. Limit when your child can access profiles. For example, prevent usage at the dinner table or after 9 p.m.
4. Establish your own profile, and demonstrate proper online behavior. Children respond better to parents that know what they are talking about.
5. Keep a current record of your child's login information, including all email addresses, login names, display names, and passwords.
6. Regularly check your child's network of friends on each website. If there are people on the list that you do not know, ask your child who they are and how they met them. Remove "online only friends" from your child's profiles. Look at the profiles of friends to see what they reveal about your child.
7. Frequently check the content of your child's profile. Is your child posting inappropriate personal information, photos, videos, blogs, or comments? Is your child engaging in harassing or other inappropriate conduct? If so, remove the content.
8. Check the account settings on your child's profile. Make sure settings are on private and take note if any users are blocked. For example, you can modify the "Privacy Settings" on a Facebook profile to make the profile "private," or to check on users whom your child has blocked.
9. Give your child a day to "clean-up" his or her profiles and together check the new profile(s).














Stop the Silence. Help End the Violence.



# Sites & Apps, Warning Signs, Safety Tips

## 11 Sites and Apps Kids Are Heading to After Facebook

	<b>Twitter</b>	Allows users to post "tweets" and follow other users.
	<b>Instagram</b>	Allows users to share photos and videos.
	<b>Snapchat</b>	Allows users to put a time limit on the pictures and videos they send before they "disappear."
	<b>Tumblr</b>	A streaming scrapbook of text, photos, videos, and audio clips.
	<b>Google+</b>	Google's social network.
	<b>Vine</b>	Allows users to post and watch videos.
	<b>Wanelo</b>	(Want, Need, Love) Allows users to discover, share, and buy products they like.
	<b>Kik Messenger</b>	App-based alternative to texting.
	<b>Oovoo</b>	Free video, voice, and messaging app.
	<b>Pheed</b>	Users can require others to pay a premium to access their personal channel.
	<b>Ask.fm</b>	Allows users to ask questions and post answers to other users questions.

Courtesy of: Common Sense Media

## WARNING SIGNS THAT YOUR CHILD MIGHT BE AT RISK ONLINE:

- Your child spends large amounts of time online, especially at night.
- You find pornography on your child's computer.
- Your child receives phone calls from people you don't know or is making calls, sometimes long distance, to numbers you don't recognize.
- Your child receives mail, gifts, or packages from someone you don't know.
- Your child turns the computer monitor off or quickly changes the screen on the monitor when you come into the room.
- Your child becomes withdrawn from the family.
- Your child is using an online account belonging to someone else.

Courtesy of: <http://www.fbi.gov/stats-services/publications/parent-guide>

## INTERNET SAFETY TIPS

- Create clear and simple ground rules for children to follow.
- Keep the computer in the family room, or another open area of your home. Beware of any other devices your child may be using.
- Explain to your children that they should never give out identifying information (name, address, school name, or telephone number) to people they do not know.
- Discuss with your child the importance of telling a trusted adult about anything that makes them feel scared, uncomfortable, or confused, while online.
- Get to know the internet, services and applications your children use.
- Become familiar with blocking and monitoring programs.
- If your child uses chat or email, talk to them about never meeting in person with anyone they first "met" online.
- Tell your children never to respond to messages that are suggestive, obscene, belligerent, threatening, or make them feel uncomfortable.
- Report messages that present a danger to local law enforcement.
- Remind your children that people online may not (and likely are not) who they seem. And, everything they say online may not be true.

Courtesy of: <http://www.netsmartz.org/safety/safetytips>



Stop the Silence. Help End the Violence.



Bill Schuette  
Attorney General



# Online Safety Contract



1. I will not send or post personal information - anywhere online - including social media websites and chat rooms - without a trusted adult's permission. This includes any information belonging to me or my parent(s) or guardian(s), such as our names; ages; genders; pictures; phone numbers (home, cell, school, or work); and addresses (home, school, work, or email).
2. I will create online passwords that are hard to guess, but easy for me to remember. To avoid having my passwords stolen, I will never reveal them to anyone except my parent(s) or guardian(s) - not even my best friend.
3. I will not respond to any messages that make me uncomfortable. I will show such messages to a trusted adult right away. I will contact an authority immediately if I see anything that suggests someone is going to harm themselves or others.
4. I will stand up for student safety by telling a parent or trusted adult about anything that threatens my safety or the safety of others.
5. I will not meet in person with someone I first met online without a parent or guardian's permission.
6. I will not send or post an insulting or rude message.
7. I will not attempt to disable filtering or monitoring software, recognizing that it is installed to keep me, and my computer, safe.
8. I will not open emails, files, links, pictures, games, or apps from people I don't know. I will always ask a trusted adult first.
9. I will not download any software - including songs, videos, games, or apps - without appropriate permission from the content's owner. I will not use the Internet to plagiarize the works of others and will properly cite any online source I reference in my own school assignments.
10. I will not believe everything I read on the Internet. When I am unsure of the validity of the information I access, I will check the source of the information and confirm it with a trustworthy adult, such as a parent, teacher, or librarian.
11. I will appropriately limit the time I spend online and make time for other recreational activities.
12. I am allowed to use the Internet for \_\_\_\_\_ minutes; I will then do something else.

Signed: \_\_\_\_\_  
Child - I agree to follow these rules.

Date: \_\_\_\_\_

Signed: \_\_\_\_\_  
Adult - I agree to **not overreact** when a child tells me about bad things that happen online. I will calmly work with the child to ensure safer Internet experiences.

Date: \_\_\_\_\_



Customize this contract at:  
[www.mi.gov/csi](http://www.mi.gov/csi)

# Contract for Life

We, the \_\_\_\_\_ family promise to keep the lines of communication open about technology safety. We agree to ask questions and share information regularly to ensure our safety and the safety of our friends and family.

## Young Adult

I understand that giving out my personal information or photo to strangers via technology can be dangerous. I understand that once I share information or a photo with others using my technology, I cannot control who else can see or share it. I understand that texting while attempting to walk, ride or drive can be dangerous. I agree to talk with you if I ever find myself in a position where I believe my safety is in danger, especially if I've been contacted by someone I don't trust via technology.

\_\_\_\_\_  
Signature

## Parent

If you talk with me about a situation that you are worried about, especially a situation dealing with technology safety, I agree to remain calm and problem-solve so you and others are safe. I agree that I will not text while walking, riding or driving so that I and those around me can be safe.

\_\_\_\_\_  
Signature

\_\_\_\_\_  
Date

